

If there are a point  $F$  and a straight line  $l$  and a straight line  $m$ , draw a point on the line  $m$  separated by the same distance as the point  $F$  and the straight line  $l$ .

점  $F$ , 직선  $l$ 과 직선  $m$ 이 주어져 있을 때, 점  $F$ 와 직선  $l$ 에 같은 거리만큼 떨어져 있는 직선  $m$  위에 있는 점을 작도하여라.

(If there are a point  $F$  and a straight line  $l$  and a straight line  $m$ , draw a point on the line  $m$  separated by the same distance as the point  $F$  and the straight line  $l$ .)

If there are a point  $F$  and a straight line  $l$  and a straight line  $m$ , draw a point on the line  $m$  separated by the same distance as the point  $F$  and the straight line  $l$ .

▶ Start

▶ End

If there are a point  $F$  and a straight line  $l$  and a straight line  $m$ , draw a point on the line  $m$  separated by the same distance as the point  $F$  and the straight line  $l$ .

▶ Start

▶ End



If there are a point  $F$  and a straight line  $l$  and a straight line  $m$ , draw a point on the line  $m$  separated by the same distance as the point  $F$  and the straight line  $l$ .

▶ Start

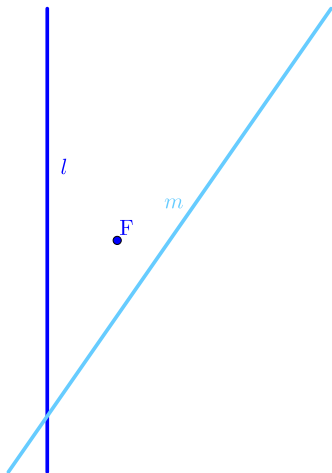
▶ End



If there are a point  $F$  and a straight line  $l$  and a straight line  $m$ , draw a point on the line  $m$  separated by the same distance as the point  $F$  and the straight line  $l$ .

▶ Start

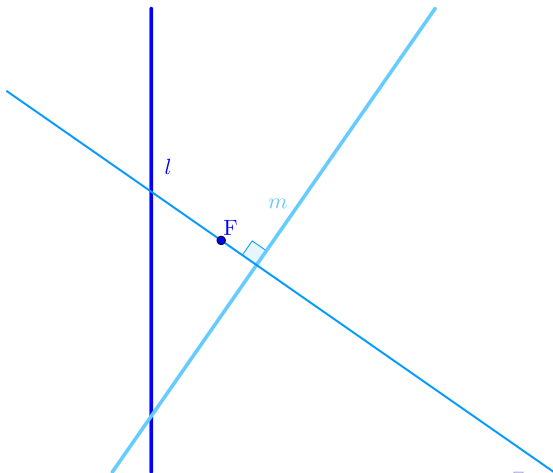
▶ End



If there are a point  $F$  and a straight line  $l$  and a straight line  $m$ , draw a point on the line  $m$  separated by the same distance as the point  $F$  and the straight line  $l$ .

▶ Start

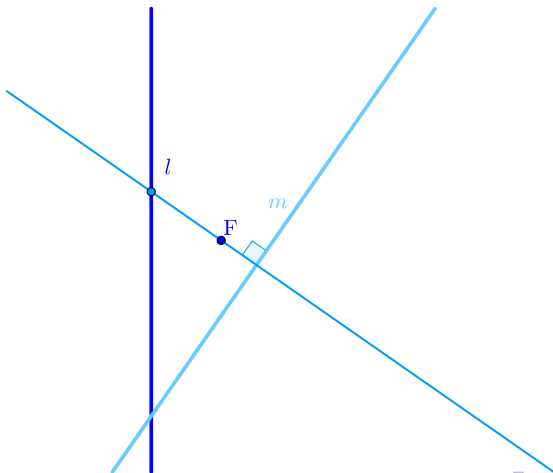
▶ End



If there are a point  $F$  and a straight line  $l$  and a straight line  $m$ , draw a point on the line  $m$  separated by the same distance as the point  $F$  and the straight line  $l$ .

▶ Start

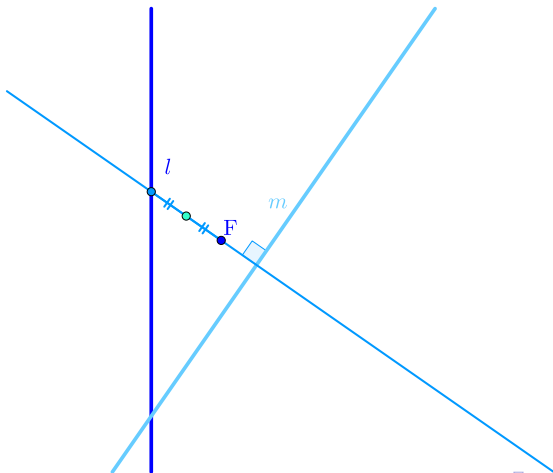
▶ End



If there are a point  $F$  and a straight line  $l$  and a straight line  $m$ , draw a point on the line  $m$  separated by the same distance as the point  $F$  and the straight line  $l$ .

▶ Start

▶ End

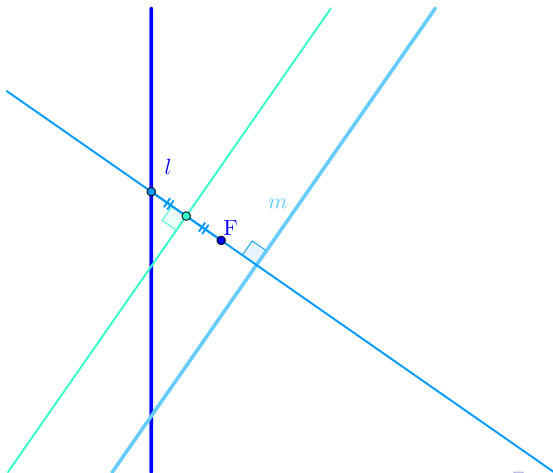




If there are a point  $F$  and a straight line  $l$  and a straight line  $m$ , draw a point on the line  $m$  separated by the same distance as the point  $F$  and the straight line  $l$ .

▶ Start

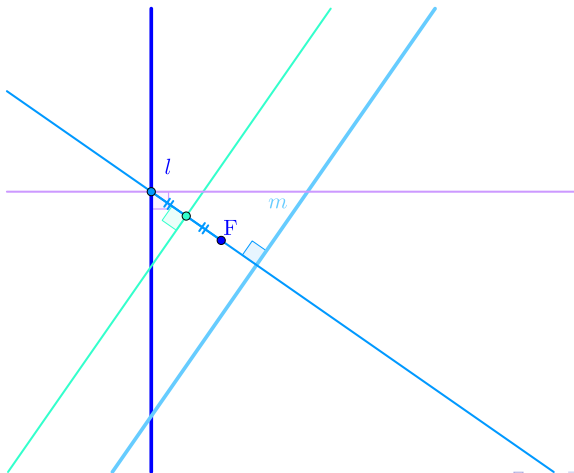
▶ End



If there are a point  $F$  and a straight line  $l$  and a straight line  $m$ , draw a point on the line  $m$  separated by the same distance as the point  $F$  and the straight line  $l$ .

▶ Start

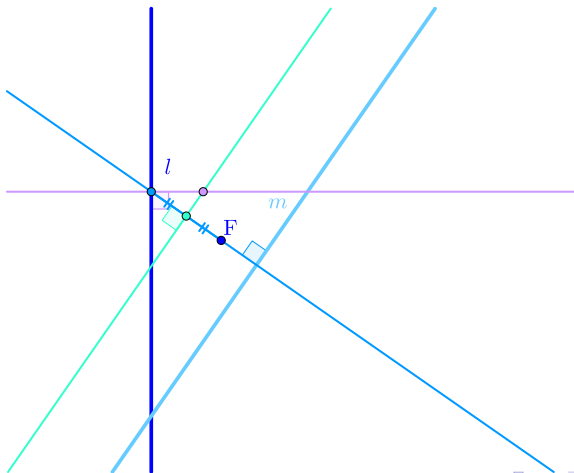
▶ End



If there are a point  $F$  and a straight line  $l$  and a straight line  $m$ , draw a point on the line  $m$  separated by the same distance as the point  $F$  and the straight line  $l$ .

▶ Start

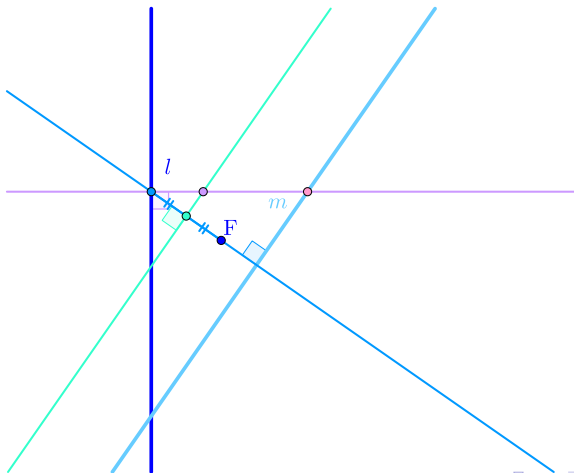
▶ End



If there are a point  $F$  and a straight line  $l$  and a straight line  $m$ , draw a point on the line  $m$  separated by the same distance as the point  $F$  and the straight line  $l$ .

▶ Start

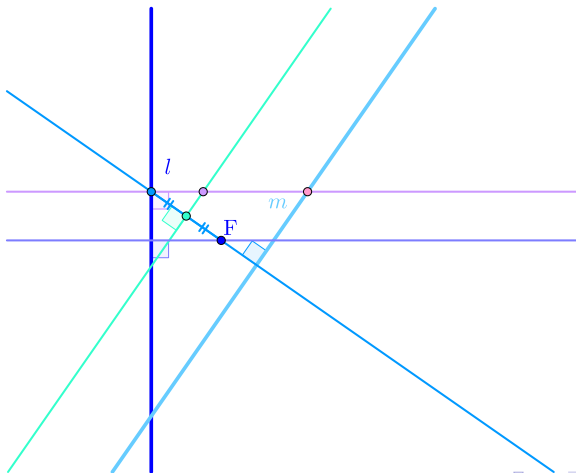
▶ End



If there are a point  $F$  and a straight line  $l$  and a straight line  $m$ , draw a point on the line  $m$  separated by the same distance as the point  $F$  and the straight line  $l$ .

▶ Start

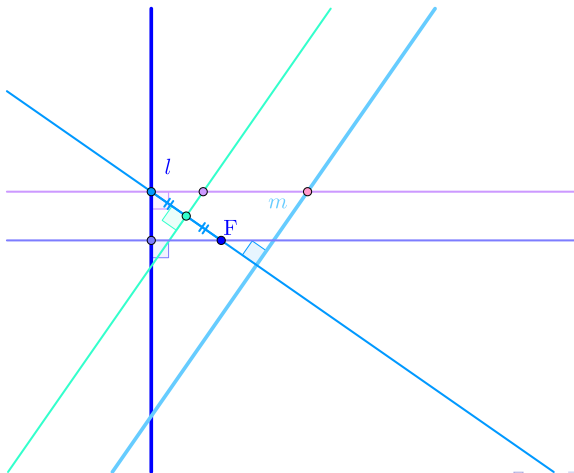
▶ End



If there are a point  $F$  and a straight line  $l$  and a straight line  $m$ , draw a point on the line  $m$  separated by the same distance as the point  $F$  and the straight line  $l$ .

▶ Start

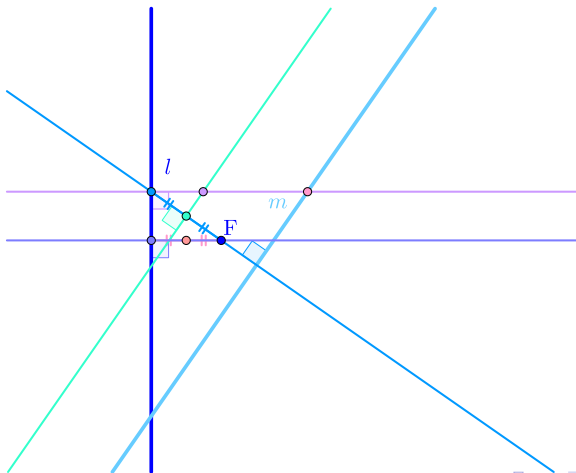
▶ End



If there are a point  $F$  and a straight line  $l$  and a straight line  $m$ , draw a point on the line  $m$  separated by the same distance as the point  $F$  and the straight line  $l$ .

▶ Start

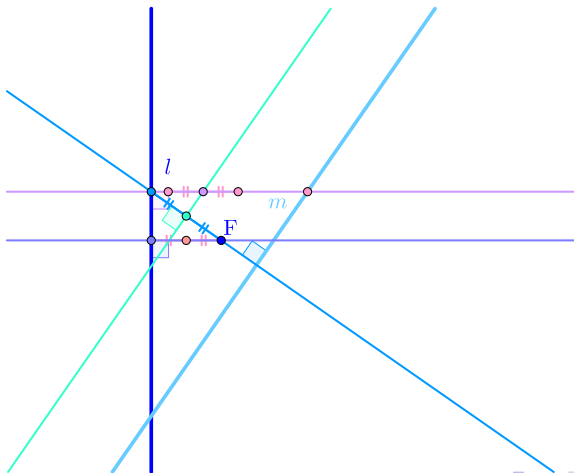
▶ End



If there are a point  $F$  and a straight line  $l$  and a straight line  $m$ , draw a point on the line  $m$  separated by the same distance as the point  $F$  and the straight line  $l$ .

▶ Start

▶ End

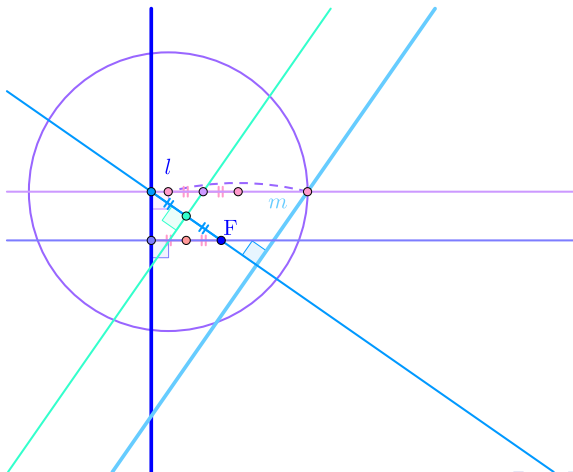




If there are a point  $F$  and a straight line  $l$  and a straight line  $m$ , draw a point on the line  $m$  separated by the same distance as the point  $F$  and the straight line  $l$ .

▶ Start

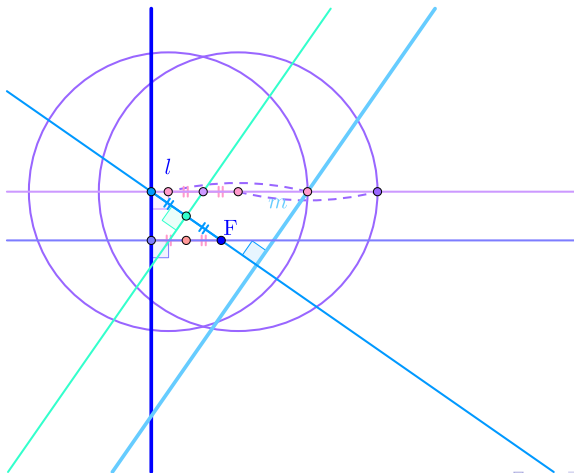
▶ End



If there are a point  $F$  and a straight line  $l$  and a straight line  $m$ , draw a point on the line  $m$  separated by the same distance as the point  $F$  and the straight line  $l$ .

▶ Start

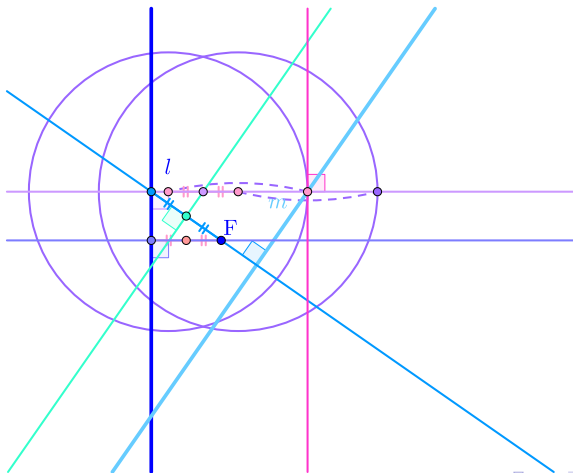
▶ End



If there are a point  $F$  and a straight line  $l$  and a straight line  $m$ , draw a point on the line  $m$  separated by the same distance as the point  $F$  and the straight line  $l$ .

▶ Start

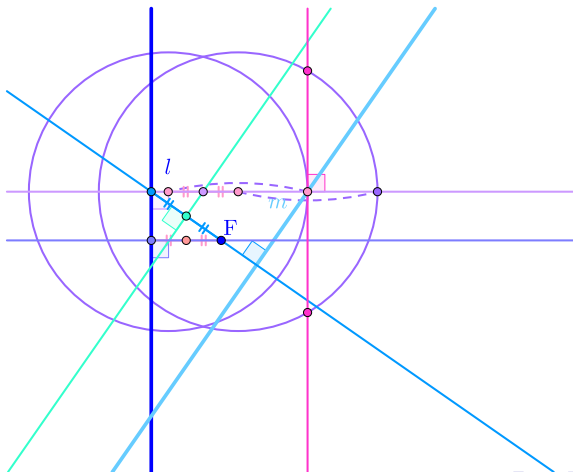
▶ End



If there are a point  $F$  and a straight line  $l$  and a straight line  $m$ , draw a point on the line  $m$  separated by the same distance as the point  $F$  and the straight line  $l$ .

▶ Start

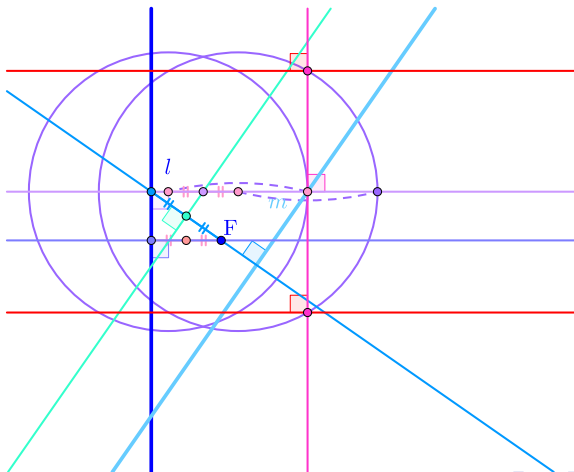
▶ End



If there are a point  $F$  and a straight line  $l$  and a straight line  $m$ , draw a point on the line  $m$  separated by the same distance as the point  $F$  and the straight line  $l$ .

▶ Start

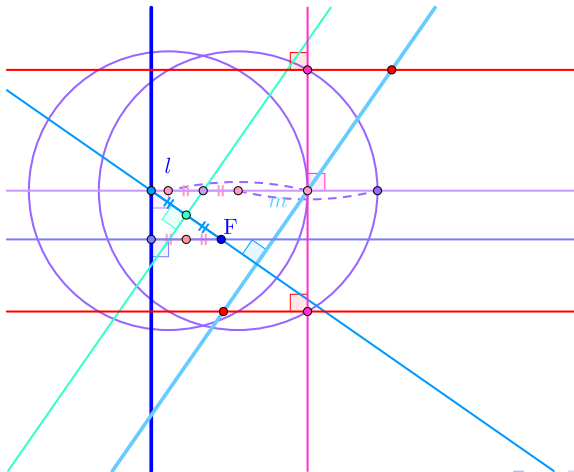
▶ End



If there are a point  $F$  and a straight line  $l$  and a straight line  $m$ , draw a point on the line  $m$  separated by the same distance as the point  $F$  and the straight line  $l$ .

▶ Start

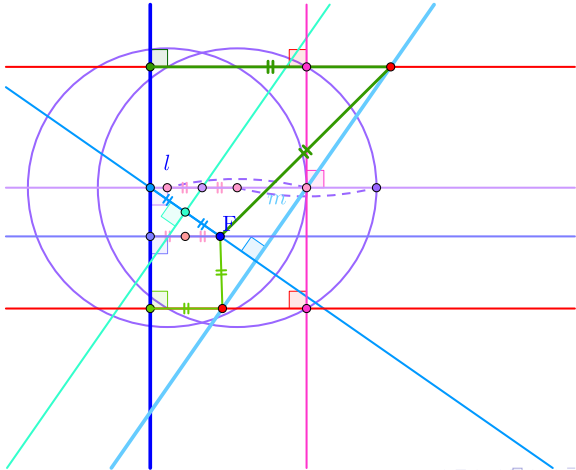
▶ End



If there are a point  $F$  and a straight line  $l$  and a straight line  $m$ , draw a point on the line  $m$  separated by the same distance as the point  $F$  and the straight line  $l$ .

▶ Start

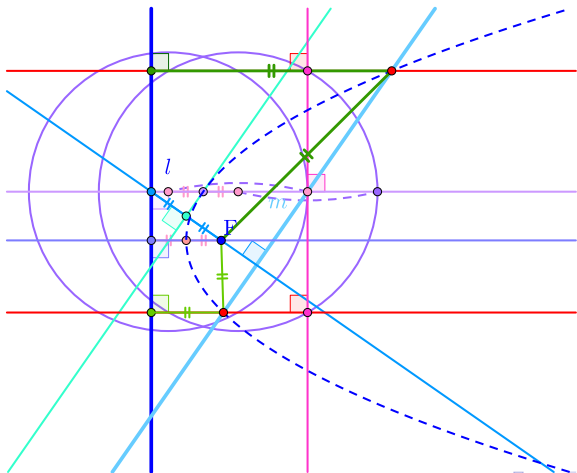
▶ End



If there are a point  $F$  and a straight line  $l$  and a straight line  $m$ , draw a point on the line  $m$  separated by the same distance as the point  $F$  and the straight line  $l$ .

▶ Start

▶ End





If there are a point  $F$  and a straight line  $l$  and a straight line  $m$ , draw a point on the line  $m$  separated by the same distance as the point  $F$  and the straight line  $l$ .

Github:

<https://min7014.github.io/math20220423001.html>

Click or paste URL into the URL search bar,  
and you can see a picture moving.